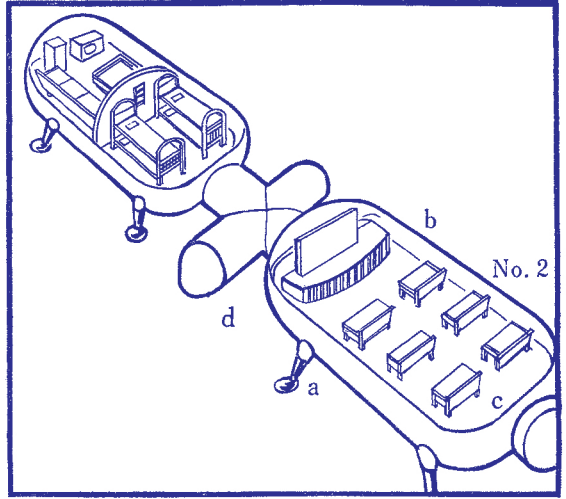
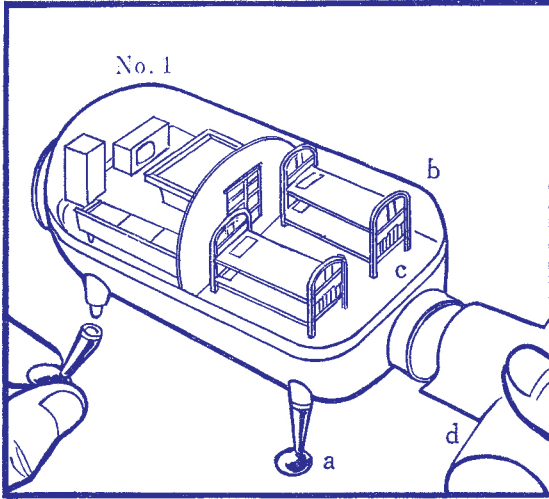


INSTRUCTION SHEET

MOON BASE H.Q.

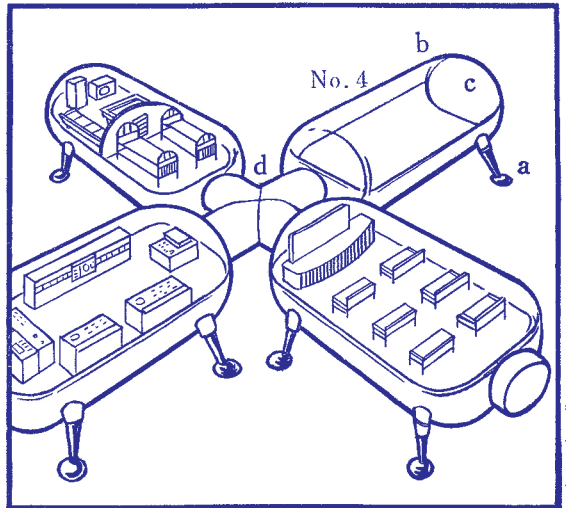
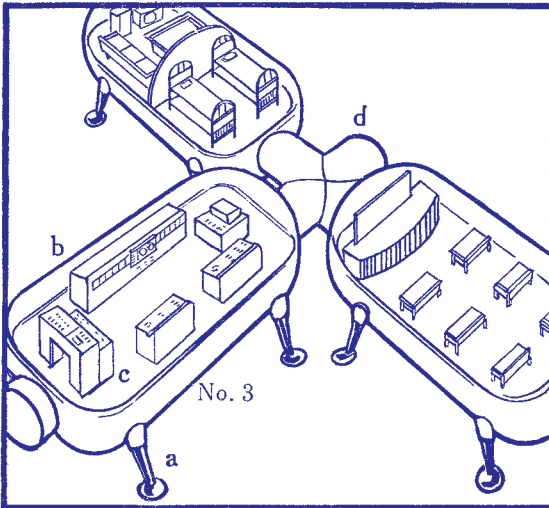


1. LIVING QUARTERS WING

- a) Snap on 4 metallised legs
- b) Remove see-through top
- c) Snap in furniture
- d) Fit to central connecting tunnel

2. MISSION BRIEFING WING

- a) Snap on 4 metallised legs
- b) Remove see-through top
- c) Snap in furniture and platform
- d) Fit to central connecting tunnel



3. COMMUNICATION WING

- a) Snap on 4 metallised legs
- b) Remove see-through top
- c) Snap in computer, radar, and radio communication equipment
- d) Fit to central connecting tunnel

4. MOON-PORT WING

- a) Snap on 4 metallised legs
- b) Remove see-through top
- c) Let down loading ramp
- d) Fit to central connecting tunnel

NOTE: Each of the see-through tops are interchangeable.