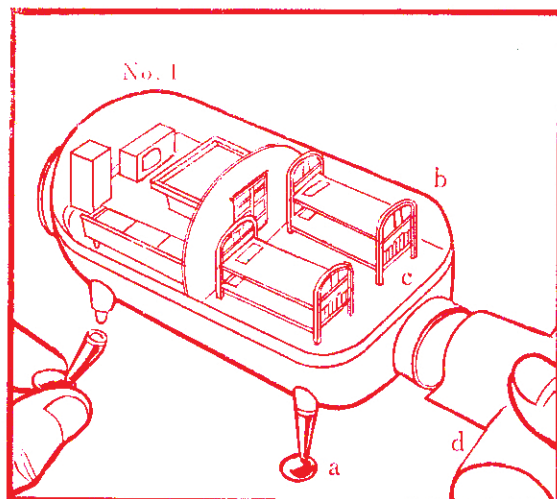


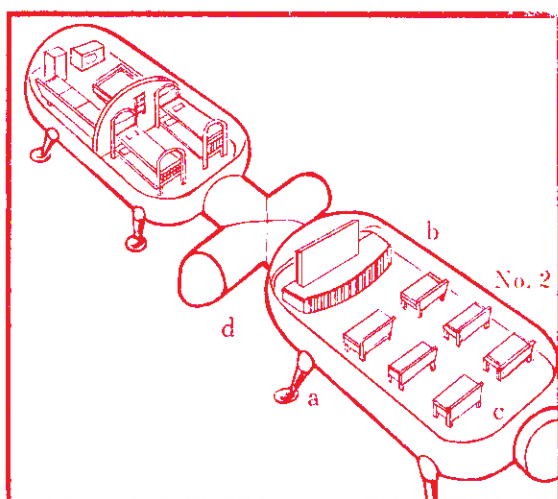
INSTRUCTION SHEET

MOON BASE H.Q.



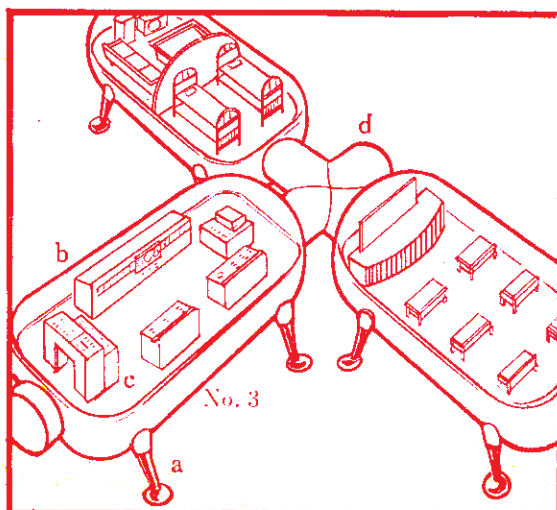
1. LIVING QUARTERS

- Snap on 4 metallised legs
- Remove see-through top
- Snap in furniture
- Fit to central connecting tunnel



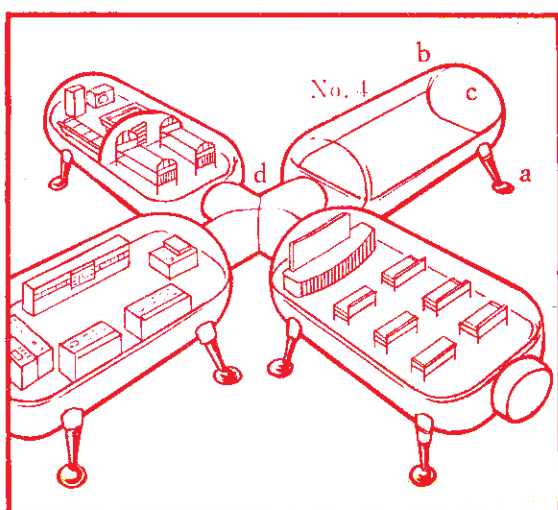
2. RECREATION CENTRE

- Snap on 4 metallised legs
- Remove see-through top
- Snap in furniture and platform
- Fit to central connecting tunnel



3. CONTROL CENTRE

- Snap on 4 metallised legs
- Remove see-through top
- Snap in computer, radar, and radio communication equipment
- Fit to central connecting tunnel



4. VEHICLE DEPOT

- Snap on 4 metallised legs
- Remove see-through top
- Let down loading ramp
- Fit to central connecting tunnel

NOTE: Each of the see-through tops are interchangeable.